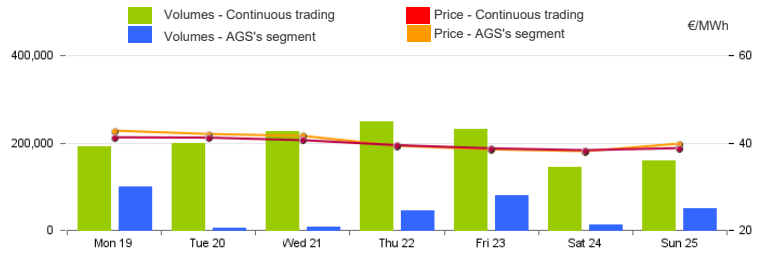


Spot Gas Market (MP-GAS)

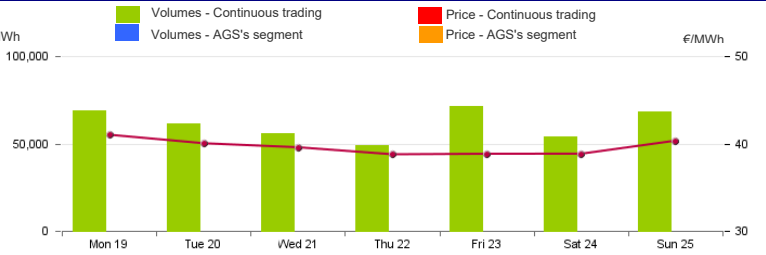
Day-Ahead Gas Market (MGP-GAS)

	Price. €/MWh				Volumes. MWh			
	Average	Var	Min	Max	Total	Var	Daily Products	WE Product
Continuous trading	39.65	-3.7%	37.00	42.80	1,396,176	-28.5%	1,174,752	221,424
	Price. €/MWh				Volumes. MWh			
	Average	Var	Min	Max	Total	Var	Purchases SRG	Sales SRG
AGS's segment	40.22	-3.7%	38.00	42.70	299,424	+46.6%	174,672	124,752



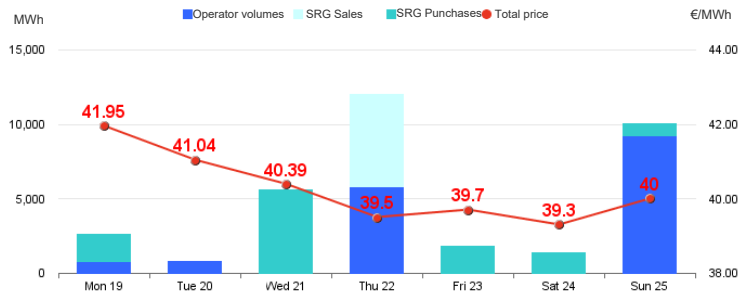
Intra-Day Gas Market (MI-GAS)

	Price. €/MWh				Volumes. MWh			
	Average	Var	Min	Max	Total	Var	Purchases SRG	Sales SRG
Continuous trading	39.62	-4.8%	37.50	41.80	429,792	-26.8%	-	-
	Price. €/MWh				Volumes. MWh			
	Average	Var	Min	Max	Total	Var	Purchases SRG	Sales SRG
AGS's segment	-	-	-	-	-	-	-	-



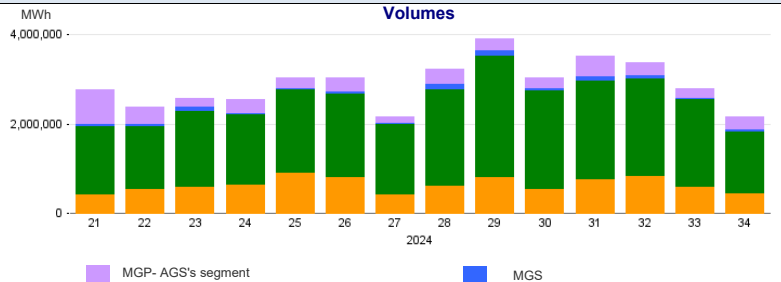
Market for the trading of gas stored (MGS-GAS)

Week	Storage	34	33
Price. (1) €/MWh	Stogit	40.27	41.96
	Edison Stoccaggio	-	-
	Total	40.27	41.96
Volumes. MWh	Stogit	34,242	33,091
	Edison Stoccaggio	-	-
	Total	34,242	33,091
SRG Activity. MWh	Purchases	11,554	4,832
	Balancing (2)	11,554	4,832
	Other purposes (3)	-	-
	Sales	6,214	12,959
	Balancing (2)	6,214	12,959
Other purposes (3)	-	-	



1) The Total price is calculated as a weighted average price for the total volumes exchanged in each storage system.
2) To securely manage any expected deviations between overall network injections and withdrawals pursuant to Art. 2.5 of Annex A, AEEGSI's Resolution 312/2016/R/gas
3) Stored gas trades by Snam Rete Gas (SRG) not included in "Balancing"

Weekly evolution



Forward Gas Market (MT-GAS)

Products	Market				OTC		Total		Open interest*			
	Minimum Price	Maximum Price	Check Price*	Trades	Volumes	Registrations	Volumes	Volumes	change %	MWh/d	MWh	
	€/MWh	€/MWh	€/MWh	change %	N.	MWh/d	N.	MWh/d	MWh/d	change %	MWh/d	MWh
BoM-2024-08	-	-	38.45	-0.7%	-	-	-	-	-	-	-	-
M-2024-09	-	-	41.09	0.0%	-	-	-	-	-	-	-	-
M-2024-10	-	-	41.81	0.0%	-	-	-	-	-	-	-	-
M-2024-11	-	-	43.31	0.0%	-	-	-	-	-	-	-	-
Q-2024-04	-	-	41.19	0.0%	-	-	-	-	-	-	-	-
Q-2025-01	-	-	43.68	0.0%	-	-	-	-	-	-	-	-
Q-2025-02	-	-	42.13	0.0%	-	-	-	-	-	-	-	-
Q-2025-03	-	-	37.45	0.0%	-	-	-	-	-	-	-	-
WS-2024/2025	-	-	43.42	0.0%	-	-	-	-	-	-	-	-
SS-2025	-	-	37.75	0.0%	-	-	-	-	-	-	-	-
CY-2025	-	-	38.59	0.0%	-	-	-	-	-	-	-	-
Total											0	0

*Referred to the last session of the week